

Cloud effect suspended feature luminaires

A suspended cloud effect feature luminaire with very high efficiency and long life. Designed to create inspirational spaces and to provide functional lighting, the Thorlux Cloud is ideal for atriums and large open areas.

Applications: reception areas, atriums, shopping centres, education, retail, play centres.

- Three versions available each with a unique cloud effect visual appearance
- Direct/indirect light distribution for whole room illumination
- Sealed light chamber prevents ingress of dust and insects
- Supplied with easily adjustable wire suspensions and pre-wired clear supply cable (maximum suspension distance - 4.5 m)
- Supplied fully assembled
- SmartScan wireless technology removes the need for controls cabling
- ColourActive version with 3000 K and 6500 K LEDs for colour temperature control

Notes: SmartScan, ColourActive and ColourControl versions do not feature daylight dimming or presence detection.



IP40

Up to 162.0 LL/CW



Specification

Mounting	Suspended	IP rating	IP40
Max presence detection height	8 m		

Lighting

Lumen output	4,170 lm - 11,015 lm	Efficacy	Up to 162.0 LL/CW
--------------	----------------------	----------	-------------------

Power

LED power	29 W - 63 W	Circuit power	34 W - 68 W
-----------	-------------	---------------	-------------

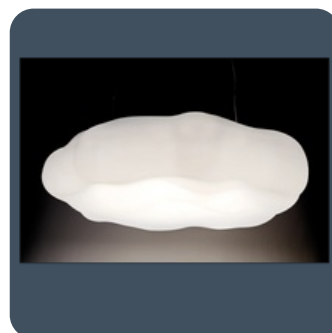
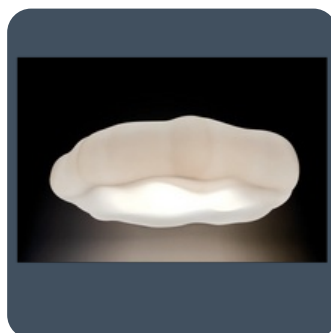
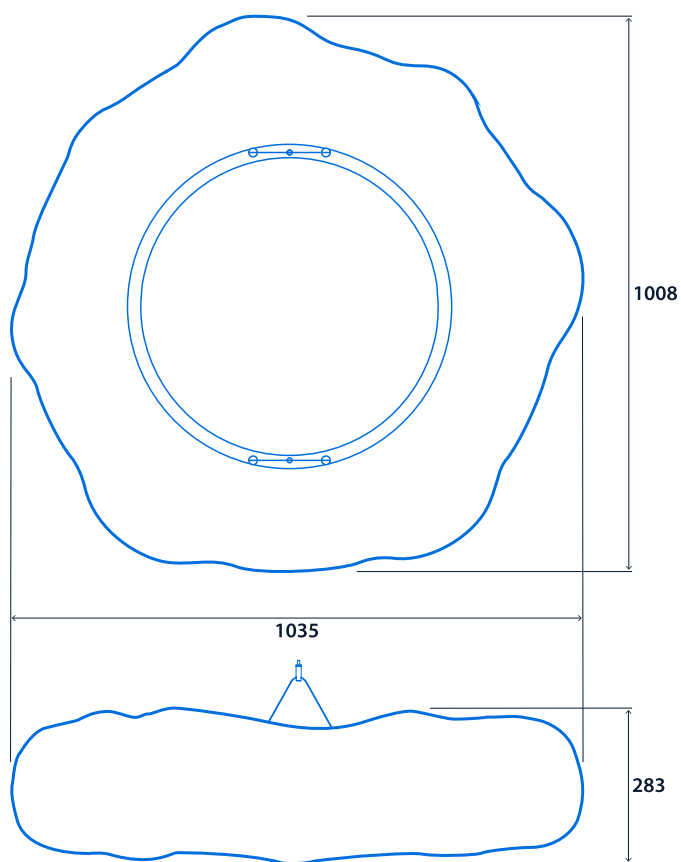
LED characteristics

CRI	80+	Colour temperature	3000 - 6500 K 4000 K
Rated life (hours)	Up to 100 K - L80/B10		

Compliance

UKCA	Yes	CE	Yes
Energy efficiency class	This product contains a light source of energy efficiency class B This product contains a light source of energy efficiency class C		

Dimensions





Click or scan here
View Thorlux Cloud variants
using our online filtering tool



Information is correct as of 21 Jan 2025, however must not be interpreted as a guarantee of individual product performance and/or characteristics. We reserve the right to alter specifications and designs without prior notice.