

LED controller luminaires with asymmetric light distribution

Cornice mounted LED controller luminaires with 45 degree asymmetric beam distribution. BESA fixings are located at 600 mm centres with multiple cable entries to enable retrofitting without the need to modify the luminaire.

Applications: hospitals and healthcare buildings, schools, social housing and residential.

- Asymmetric beam distribution, ideal for cornice mounting
- Fire-retardant external plastic parts
- Designed to exclude dust, dirt and flies
- SmartScan wireless technology removes the need for control cabling. Ideal for retro-fit.



IP40

Up to 120 LL/CW

SMARTSCAN

LUXGUARD

Specification

Mounting	Surface	IP rating	IP40
Nominal size	1500 mm	Max presence detection height	8 m

Lighting

Optic	Opal diffuser	Lumen output	3,000 lm - 5,755 lm
Efficacy	Up to 120 LL/CW		

Emergency data

Emergency lumen output	340 lm	Emergency type	Maintained
Emergency duration	3 hours	Battery specification	Nickel Metal Hydride (NiMH)

Power

LED power	22 W - 43 W	Circuit power	25 W - 49 W
-----------	-------------	---------------	-------------


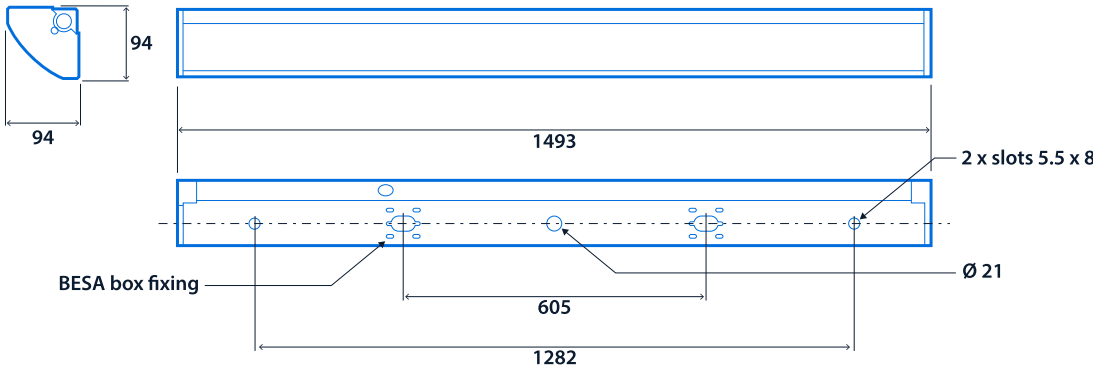
LED characteristics

CRI	80+	Colour temperature	4000 K
Rated life (hours)	67 K - L80/B10		

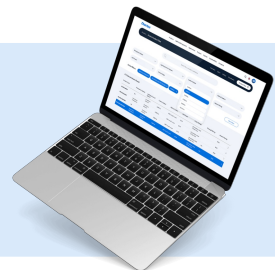
Compliance

UKCA	Yes	CE	Yes
Energy efficiency class	This product contains a light source of energy efficiency class B		

Dimensions



Click or scan here
View Cornisa variants using
our online filtering tool



Information is correct as of 05 Feb 2025, however must not be interpreted as a guarantee of individual product performance and/or characteristics. We reserve the right to alter specifications and designs without prior notice.