

Continuous LED lighting system for industrial applications

The Zipline Eco has been designed for industrial applications, with fast and flexible installation, longevity, and supreme efficiency (192.1 LL/CW).

The rolled steel trunking connects to a range of luminaire modules. These modules can be any combination of luminaire, emergency luminaire or passive infrared detector; they are designed to snap into the regularly spaced sockets on the trunking.

The Zipline Eco is a highly versatile industrial lighting system with five power options, broad, narrow, and double asymmetric light distributions and the SmartScan wireless lighting management system.

- Narrow, broad or double asymmetric distribution luminaire module options
- Raw galvanised steel trunking
- Pre-installed wiring loom, module sockets at 1500 mm intervals
- Plug and socket connections between trunking joints
- Modules click fit using stainless steel spring (requires a standard screwdriver to release)
- SmartScan wireless technology removes the need for control cabling. Ideal for retro-fit



Notes: See installation guide for mounting point locations

IP20

Up to 192.1 LL/CW

SMARTSCAN

LUXGUARD

Specification

Mounting	Surface Suspended	IP rating	IP20
Nominal size	1500 mm module	Max presence detection height	8 m

Lighting

Lumen output	4,400 lm - 11,060 lm	Efficacy	Up to 192.1 LL/CW
--------------	----------------------	----------	-------------------

Emergency data

Emergency lumen output	675 lm - 700 lm	Emergency type	Maintained
Emergency duration	3 hours	Battery specification	Nickel Metal Hydride (NiMH)

Power

LED power	22 W - 64 W	Circuit power	24 W - 67 W
-----------	-------------	---------------	-------------

LED characteristics

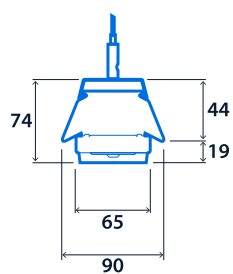
CRI	80+	Colour temperature	4000 K
Rated life (hours)	100 K - L70/B10		

Compliance


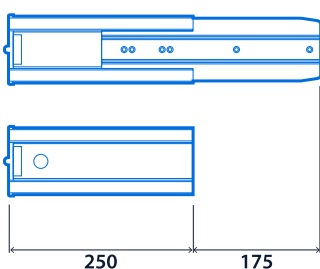
UKCA	Yes	CE	Yes
Energy efficiency class	This product contains a light source of energy efficiency class B		

Dimensions

Suspension mounted version



End kit





Click or scan here
View Zipline Eco variants
using our online filtering tool



Information is correct as of 12 Mar 2025, however must not be interpreted as a guarantee of individual product performance and/or characteristics. We reserve the right to alter specifications and designs without prior notice.