


Extremely narrow profile linear luminaires

A super narrow linear luminaire designed specifically for mounting to exposed T-Bar ceilings. With sophisticated, highly efficient low glare optics, Flexline offers a radically different solution to conventional 600 x 600 luminaires.

Applications: Teaching spaces, Offices, Corridors, Waiting rooms, Reception areas, Retail.

- Designed specifically for mounting to an exposed T-bar ceiling
- Black 'invisible' light source, metallised low glare and white reflector options
- Wattage selectable during installation
- Provides design flexibility, no longer restricted by traditional luminaire spacings
- Pluggable power pack with flat ribbon cable, no need to cut ceiling tiles
- Fast installation



IP20

Up to 129.7 LL/CW

Specification

Mounting	Surface	IP rating	IP20
Max presence detection height	8 m		

Lighting

Lumen output	1,245 lm - 11,550 lm	Efficacy	Up to 129.7 LL/CW
--------------	----------------------	----------	-------------------

Emergency data

Emergency lumen output	265 lm - 370 lm	Emergency type	Maintained
Emergency duration	3 hours	Battery specification	Nickel Metal Hydride (NiMH)

Power

LED power	12 W - 82 W	LED power per metre	4 W - 10 W
Circuit power	16 W - 90 W		




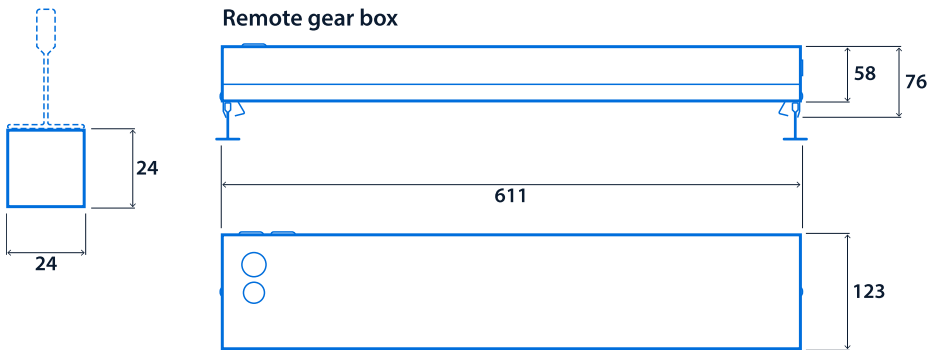
LED characteristics

CRI	80+	Colour temperature	4000 K
Rated life (hours)	100 K - L80/B10		

Compliance

UKCA	Yes	CE	Yes
Energy efficiency class	This product contains a light source of energy efficiency class B		

Dimensions



Click or scan here
View Flexline variants using our online filtering tool



Information is correct as of 12 Mar 2025, however must not be interpreted as a guarantee of individual product performance and/or characteristics. We reserve the right to alter specifications and designs without prior notice.